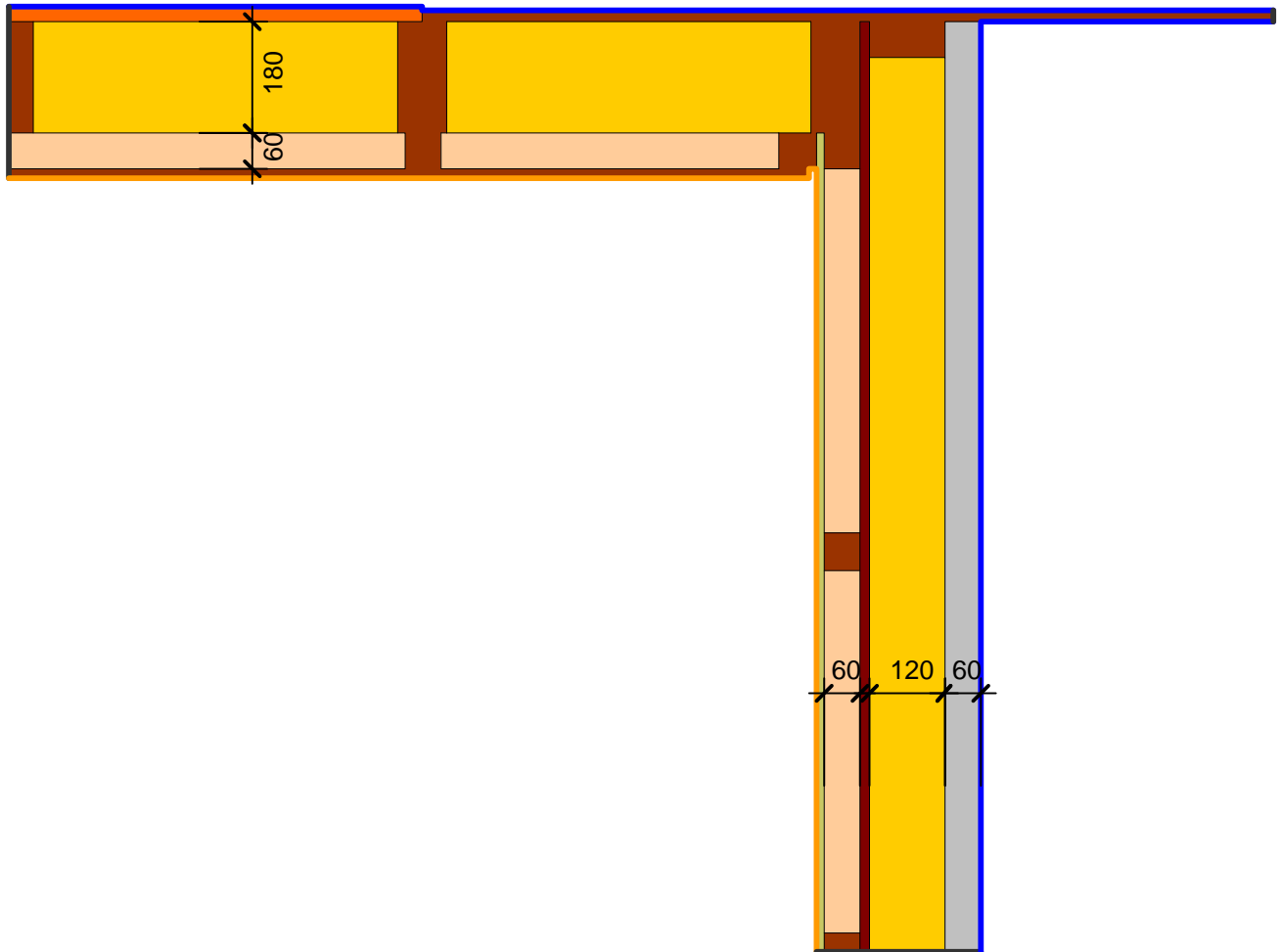


Detailblatt 11-915
 Dämmung Dach 11-220: 180 + 60mm
 Dämmung Wand 24-110: 60 + 120 + 60mm
 Kriterium Schimmel

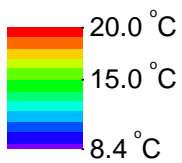
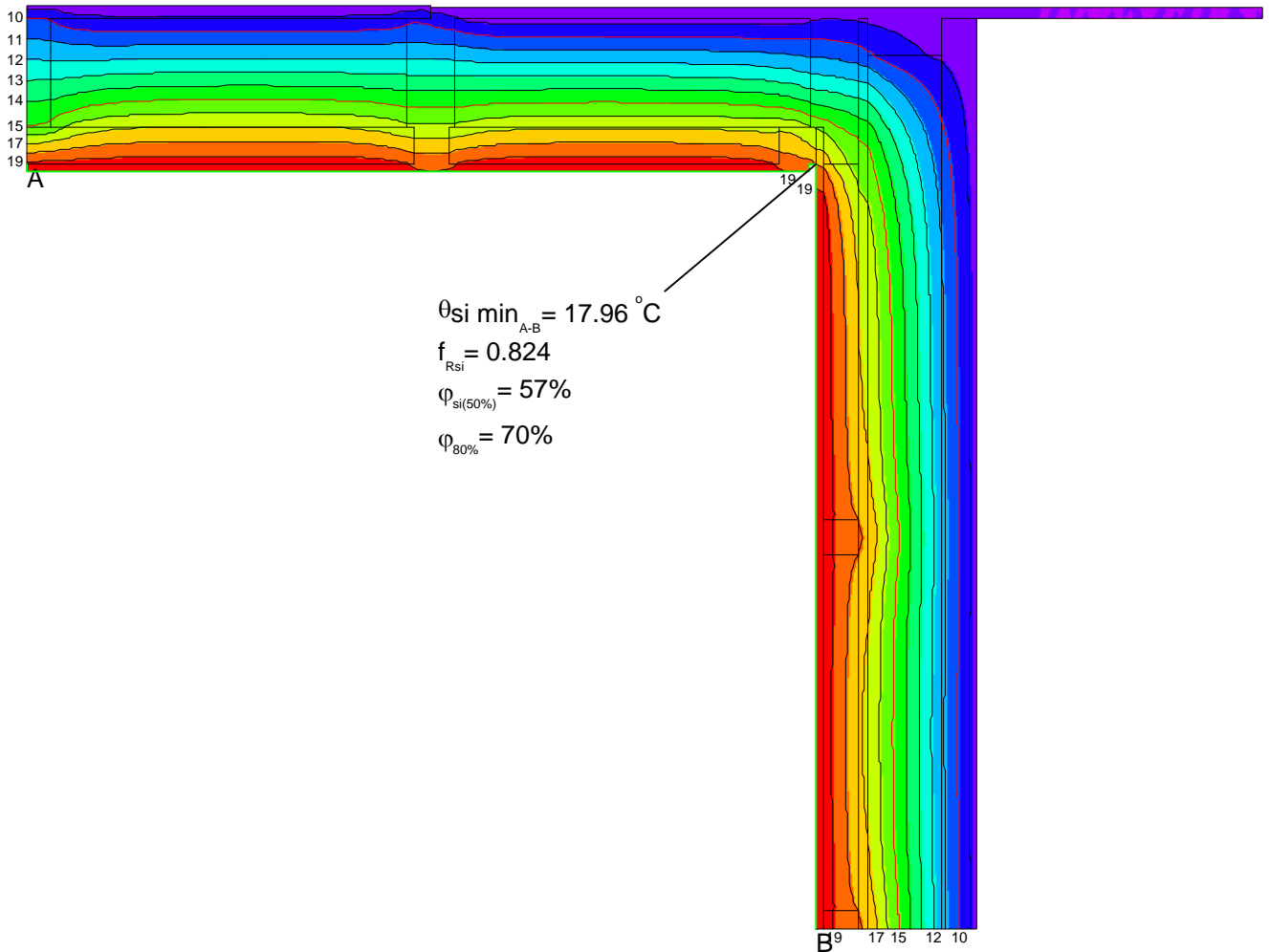


Material	λ [W/(m·K)]
Fichte, Tanne	0.140
Gips	0.400
Holzspanplatte 600	0.110
ISOVER ISOPONTE	0.032
ISOVER PB M 032	0.035
ISOVER SPARRENPLATTE 032 PR	0.032
Isorooft Natur	0.047

Randbedingung	q [W/m ²]	θ [°C]	R [(m ² ·K)/W]	ϵ
Aussenklima		8.400	0.040	
Innen Obere Raumlälfte		20.000	0.250	
Symmetrie/Bauteilschnitt	0.000			

ISOVER Bautechnik, November 2013

Detailblatt 11-915
Dämmung Dach 11-220: 180 + 60mm
Dämmung Wand 24-110: 60 + 120 + 60mm
Kriterium Schimmel



ISOVER Bautechnik, November 2013